


Product Catalogue



AR TECHNOLOGY



24/7
SERVICE
SUPPORT



**Always Intend to
Serve Better**



Click To Call
+91 7409459548

AR TECHNOLOGY



FIBER LASER CUTTING MACHINE



IPG PHOTONICS



CHILLER




LASER HEAD



EXCHANGE CUTTING TABLE TYPE

Technical Chart	ART 3015	ART 4015	ART 6015	ART 4020
Track Width (mm)	1500	1500	1500	2000
Track Length (mm)	3000	4000	6000	4000





CONFIGURATIONS LIST


NAME	QUALITY	BRAND	BRAND OF COUNTRY
1.5 KW 3 KW 6 KW Fiber Laser	1 set	MAX	China
Laser Head	1 set	Raytool OSPR WSX	China
Precise rack for XY	3 set	YYC	Taiwan
Reducer	3 set	Shimpo	Japan
High speed servo motor and drive	4 sets	YASKAWA/ Panasonic	Japan
High precision Linear guide (bed)	3 set	HWIN	Taiwan
Precision ball screw(sbs)	1 set	TBI	Taiwan
Control system	1 set	Raytool CNC/CUT	China
Electric	1 set	Schneider	France
Gas circuit system	1 set	SMC	Japan
Mechanical platform and	1 set	Rayman	China

LASER CUTTING MACHINE

MACHINE DETAILS

RAYTOOL SOFTWARE

1. Raytool is the most popular control system with simple operation.
2. It supports 11 languages such as English, Spanish, Russian and French.
3. It can import graphics through USB or Ethernet. The operators can directly import graphics formats such as old-draw printing.



LASER HEAD

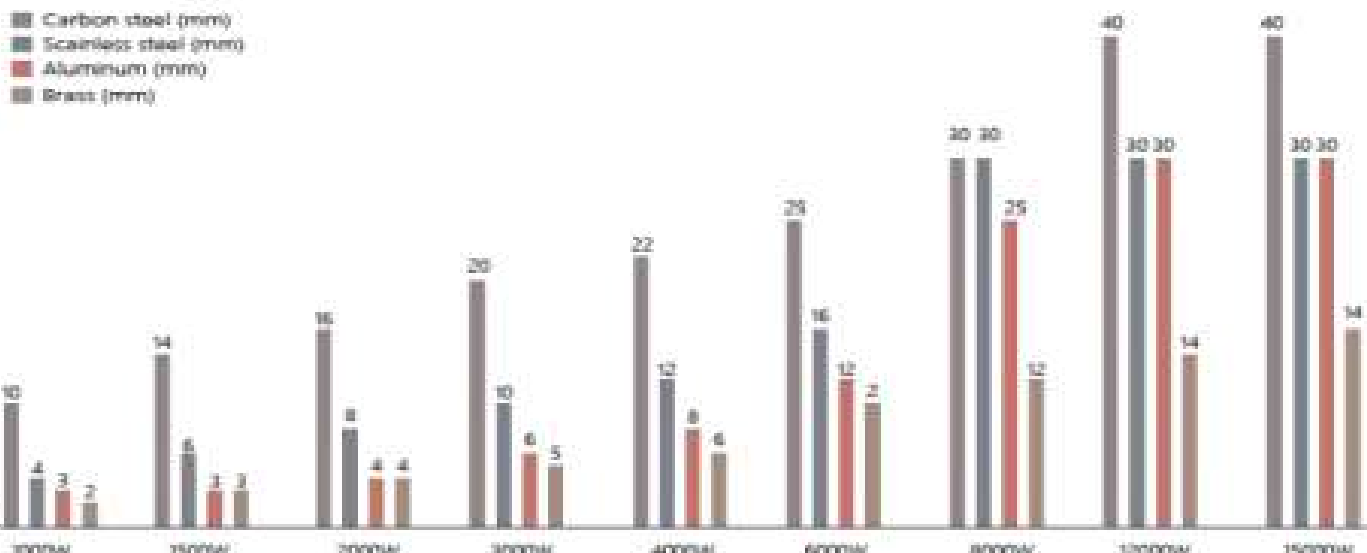
Auto focus CO2/Fiber laser cutting head with Auto-catch function, good sealed high Pressure resistant, Auto focusing system and auto-catch and stop system can protect good cutting quality and longer the life of head.

AUTOMATIC HEIGHT FOLLOWER

1. USA's patented track rolling and auto cut (7) track roll with auto-focus sensor controls the separation from the top of the material cutting nozzle to the metal being cut. This data is then fed into the Height Follower Controller.
2. If the metal is bent (due to any imperfections, the Height Follower will lower the nozzle to ensure constant distance between the nozzle and the plane of the metal) stored to prevent, so that consistent cutting quality can be achieved.
3. It can avoid defects caused by wavy metal surfaces and also avoid the damage of the nozzle head.

Laser cutting parameters

- Carbon steel (mm)
- Stainless steel (mm)
- Aluminum (mm)
- Brass (mm)





Laser Marking Machine: **Applications**

- Utensils
- Jewellery
- Electronics
- Automobile
- Commercial
- Engineering
- Solar Industry
- Tools & Tooling
- Medical & Surgical
- Die & Mould Engraving
- Kitchen Ware & Bath Fitting
- Color Marking in SS Material



CO2 LASER MACHINE

CO2 Laser Engraving Machine Features

1. Automatic focus lens.
2. CO2 sealed laser tube including laser powers of 60 Watts, 80 Watts, 100 Watts, 130 Watts, 150 Watts, or 180 Watts.
3. Honeycomb table or knife table for option.
4. Automatic up and down platform for option.
5. Professional exhaustor device.
6. Professional cooling device.
7. Transmit files directly in CorelDraw, AutoCAD, and more software.
8. The CO2 laser machine adapts international laser cut with high precision.
9. The CO2 laser machine has functions of restoring from power off and continuation on break point.


CO2 Laser Engraving Machine Technical Parameters

Model	AR21000 / AR2000
Laser Power	60W/80W/100W/130W/150W/180W
Laser Type	CO2 Glass Laser Tube
Power Supply	110V/220V 50Hz/60Hz
Working Area	1100*700mm (Selectable for option)
Control Configuration	TEC Series AE
Data Transfer Interface	USB
Spindle Movement	X/Y/Z-axis 1000mm / 400mm / 100mm
Cooling System	Water Cooling and Protection System
Compatible Software	CorelDraw, AutoCAD, PhotoShop
Over-temperature	Detection of cutting up to 1500 degree
Open lens	Handy Device And up-down table





CNC PIPE CUTTING MACHINE



Max. Tube	200 mm
Diameter (Size)	
Type of Machine	Fiber Laser Cutting Machine
Working Area	3000*1500 mm
Cutting Material	Mild Steel
Model Name/Number	ART 3015
Brand	AR Technology
Usage/Application	Laser Pipe Cutting Machine
Laser Power	1.5kw
Cutting Speed	3000mm/min
Automation Grade	Automatic





Plasma Cutting is a process that cuts through electrically conductive materials by means of an accelerated jet of hot plasma. Typical material cut with a plasma torch include steel, stainless steel, aluminum, brass and copper, although other conductive metals may be cut as well. Plasma cutting is often used in fabrication shops, automotive repair and restoration, industrial construction, and salvage and scrapping operations. Due to the high speed and precision cuts combined with low cost, plasma cutting sees widespread use from large-scale industrial CNC applications down to small hobbyist shops.



Gantry Machine



Portable Machine



Mini Gantry



GENTRY FLAME/PLASMA CUTTING MACHINE

Technical Chart	AR 2500	AR 3500	AR 3500	AR 4000
Track Width (mm)	2500	3500	3500	4000
Track Length (mm)	6000	6000	8000	8000
Cutting Head	One Flame and One Plasma			

PORTABLE FLAME/PLASMA CUTTING MACHINE

Technical Chart	AR 2530	AR 4000
Track Width (mm)	1500	1500
Track Length (mm)	3800	6300
Cutting Head	One Flame and One Plasma	





BENDING MACHINE

Lorem Ipsum is simply dummy text of the printing and typesetting industry. Lorem Ipsum has been the industry's standard dummy text ever since the 1500s, when an unknown printer took a galley of type and scrambled it to make a type specimen book. It has survived not only five centuries, but also the leap into electronic typesetting, remaining essentially unchanged. It was popularised in the 1960s with the release of Letraset sheets containing Lorem Ipsum passages, and more recently with desktop publishing software like Aldus PageMaker including versions of Lorem Ipsum.

SHEARING MACHINE

Lorem Ipsum is simply dummy text of the printing and typesetting industry. Lorem Ipsum has been the industry's standard dummy text ever since the 1500s, when an unknown printer took a galley of type and scrambled it to make a type specimen book. It has survived not only five centuries, but also the leap into electronic typesetting, remaining essentially unchanged. It was popularised in the 1960s with the release of Letraset sheets containing Lorem Ipsum passages, and more recently with desktop publishing software like Aldus PageMaker including versions of Lorem Ipsum.






LASER Welding Machine



- Laser Power : 1Kw, 1.5Kw, 2 Kw, 3 Kw
- Beam Width : 0.2 to 5mm
- : (Depending on Welding Head)
- Laser Wavelength : 1070 nm
- Optical Fiber : 100 um, 5m
- Cooling Medium : 1000 Hz
- Continuous Working Time : 24 Hours
- Power Supply Demand : 200-10%, 50Hz
- Head Type : Wobble with Raytools Technology



Butt welding



Spot welding



Overlap welding



Right angle welding



External fillet welding



Fillet welding



LASER WELDING MACHINE



ROBOTIC WELDING MACHINE

AR TECHNOLOGY



AR TECHNOLOGY



S&A Chiller



HANLI Chiller



Flying Online CO2 Laser
Marking Laser Printing...



RAYTOOLS



CNC ROUTER

Raytools Controller



BOCHU Controller

